



SNOWBOARDING

SNOWBOARDING

The Official Special Olympics Sports Rules for Snowboarding shall govern all Special Olympics competitions. As an international sports program, Special Olympics has created these rules based upon Federation Internationale de Ski (FIS) rules for snowboarding found at <http://www.fis-ski.com/>. FIS or National Governing Body (NGB) rules shall be employed except when they are in conflict with the Official Special Olympics Sports Rules for Snowboarding or Article I. In such cases, the Official Special Olympics Sports Rules for Snowboarding shall apply.

Refer to Article 1, <http://resources.specialolympics.org/article1.aspx>, for more information pertaining to Codes of Conduct, Training Standards, Medical and Safety Requirements, Divisioning, Awards, Criteria for Advancement to Higher Levels of Competition, and Unified Sports.

SECTION A – OFFICIAL EVENTS

The following is a list of official events available in Special Olympics.

The range of events is intended to offer competition opportunities for competitors of all abilities. Programs may determine the events offered and, if required, guidelines for the management of those events. Coaches are responsible for providing training and event selection appropriate to each competitor's skill and interest.

1. 10 Meter Skate
2. Glide
3. Super Glide
4. Novice Super Giant Slalom (Super G)
5. Novice Giant Slalom
6. Novice Slalom
7. Intermediate Super Giant Slalom (Super G)
8. Intermediate Giant Slalom
9. Intermediate Slalom
10. Advanced Super Giant Slalom (Super G)
11. Advanced Giant Slalom
12. Advanced Slalom

SECTION B – FACILITIES

1. Slopes must be suitable in length, width, and difficulty to accommodate snowboarders' abilities. All race and training venues must be safe.
2. Whenever possible, lifts will be available either on or directly adjacent to the race and training venues.
3. The finish area for all races shall allow enough room for a competitor to safely come to a stop. Whenever possible, all finish areas shall be fenced to keep spectators off the venue.
4. Warming facilities should be readily available from the slopes and parking lot. The facilities should be large enough to accommodate the Special Olympics group in case of inclement weather. Volunteer registration should be conducted inside. Awards ceremonies should be conducted inside only in case of bad weather.
5. A ski area parking lot should allow for enough parking spaces for event volunteers, Special Olympics staff, coaches and competitors. Adequate parking for individuals with physical disabilities should be



SNOWBOARDING

available for attendees. Emergency vehicle access is mandatory.

6. Ancillary Facilities
 - a. Room for snowboard storage
 - b. Room for snowboard preparation
 - c. Room to store Special Olympics equipment
 - d. Snowboard rentals
 - e. Room for coaches' meeting
 - f. Covered facilities for:
 - 1) Jury Meeting
 - 2) Event Timing and Calculations
 - 3) Start Area

SECTION C – EQUIPMENT

1. A helmet approved (Federation Internationale du Ski, FIS) for alpine ski racing or snowboarding racing is required on all forerunners and competitors in official training and competition for all ability levels in all events.
2. Competitors are required to wear appropriate snowboard attire (snowboarding or skiing pants, jacket, gloves, etc). The start official has discretion to prevent a competitor from starting until the appropriate correction(s) have been made.
3. A competitor must use the same attire and equipment for divisioning and finals. Changes in attire (from a jacket to a speed suit for example), or in equipment (from a freestyle board to a race board), will result in disqualification.
4. The ski area shall provide adequate snow grooming and venue preparation for all events. For deteriorating snow conditions, course maintenance tools (rakes, shovels, chemicals to harden snow) will be used and are the responsibility of the ski area.
5. Slalom, Giant Slalom and Super G gates consist of two poles: one outside pole and one stubby turning pole. Triangular banners must be placed at the bottom of the gate at snow level. The short or turning side of the panel must be able to tear away from the pole with Velcro or other suitable fastening. For all events, panels shall be used.
6. An auger shall be made available for the course setter to set poles into the snow.
7. Adequate protection for the entire race venue shall be provided. Whenever possible, for safety reasons, the course should be fenced off from the skiing and snowboarding public as a non-skiing area. Additional fencing and protection are the responsibility of the ski area.
8. Start and finish banners shall be used.
9. Whenever possible, electric timing equipment (with a back-up system) shall be used. When this is not possible, hand-held timing may be used. Gate judges shall be responsible for timing the two-minute rule.
10. Public address system shall be available for the following
 - a. Announcing competition staging and results.
 - b. Announcing the competition event.
11. Information Boards
 - a. Start Order Board – Shall be located at the start and contain the competitors' start order, bib number, and other pertinent information.

**SNOWBOARDING**

- b. Result Board- Shall be located outside the finish area for race results. Competitors shall be listed by name, start order, and bid number.
 - c. General Information Board – Shall be located in close proximity to the racing venues, awards area, and lodge and contain general information and announcements.
12. The ski area shall provide ski patrol to oversee all medical needs and procedures for the events. In the case of medical volunteer participation, the ski area will coordinate the medical procedures.
13. Snowboard equipment repair tools shall be used by certified equipment personnel during race situations.
14. A communications system, connecting race venues, medical personnel, volunteer coordinators, and event officials, shall be in place.
15. It is helpful and imperative to identify race and event officials. Host organizations may want to provide some form of identification such as arm bands, windbreakers, or hats.
16. Race courses for Snowboarding shall be staged in different venues from Alpine Ski racing. When this is possible, gates for Snowboarding will be used instead of Alpine Giant Slalom gates or Downhill gates.

SECTION D – PERSONNEL

- 1. Snowboard Jury
 - a. Referee
 - b. Chief of Race
 - c. Chief of Course
 - d. Start Referee
 - e. Finish Referee
 - f. Assistant Referee
- 2. Officials – Non Jury Members
 - a. Chief Gate Judge
 - b. Chief of Timing and Calculations
 - c. Race Secretary
 - d. Chief of Medical
 - e. Chief of Information
 - f. Chief of Race Equipment
 - g. Course Setter
 - h. Assistant Course Setter
- 3. Additional Volunteer Race Workers
 - a. Gate Judges
 - b. Forerunners
 - c. Course Marshals – Steward
 - d. Course Crew
 - e. Timing and Calculations
 - f. Medical/Ski Patrol
 - g. Runners



SNOWBOARDING

- h. Assistants to the Start and Finish Referees
- i. Announcers

SECTION E – RULES OF COMPETITION

1. General Rules and Modifications

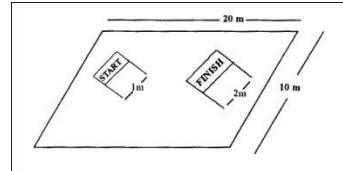
- a. FIS rules offer Special Olympics athletes and competition directors the benefits of standardized snowboard competitions worldwide. It must be remembered that FIS rules were written to govern competitions for high ability athletes only. A small percentage of Special Olympics snowboard athletes have acquired such a high level of skill. Therefore, it is essential to assess all Special Olympics athletes on snowboard courses which meet their abilities. FIS regulations for Snowboarding (number of gates, vertical gate combinations and vertical drop) require courses on terrain which in most cases are too steep and long for sliders of lower abilities. Special Olympics snowboard courses have been modified from the FIS rules to accommodate our athletes. The rules for setting courses, that is, number of gates, distance from turning pole to turning pole, start and finish area requirements, remain largely the same as FIS rules. Specific snowboard modifications shall replace FIS requirements as stated in the Official Special Olympics Winter Sports Rules.
- b. Divisioning
 Novice, Intermediate and Advanced competitors shall have two runs on a modified Giant Slalom course of their ability level, with the fastest time used to determine their division for competition. If time in the race organizers schedule permits, divisioning time trials may be conducted for Slalom, Giant Slalom and Super G. In the first run of competition in each division, the fastest divisioning time starts first, slowest last.
- c. Start Areas: All start areas shall be flat, enabling the competitors to stand in the start in either a relaxed or ready position. Care should be given for providing easy access to this area as well as securing the area from the flow of general public skier traffic.
- d. Two-Minute Rule: During competition, if the competitor moves out of the general direction of the line of the course (falls or misses a gate, etc.) he/she shall have two (2) minutes from the time of the deviation to re-enter the course. A competitor who fails to adhere to this two-minute time limit, or receives assistance of any kind, shall be disqualified. Disqualification shall be determined on the gate card by the Gate Judge assigned to the gate closest to where the infraction occurred. The Gate Judge is responsible for timing the two (2) minutes.
- e. Start Command – For all Special Olympics snowboard events at each ability level, the start command shall be as follows: "5.4.3.2.1 GO!" The timer begins when the competitor's front boot crosses the start line, or when the electric timing wand is activated.
- f. Gate Line: The gate line is determined by the turning pole.
- g. Correct Passage: A gate has been passed correctly when the competitor's snowboard tip and both feet have passed by the gate. The start and finish lines are the same as a gate line.
- h. In the event that a competitor removes a pole from its vertical position before the competitor's snowboard tip and both feet have passed the gate line, the snowboard tip and feet must pass the original gate.

**SNOWBOARDING**

2. Developmental or Beginner Snowboard Events

a. 10 Meter Skate

1) Diagram



2) Set-up

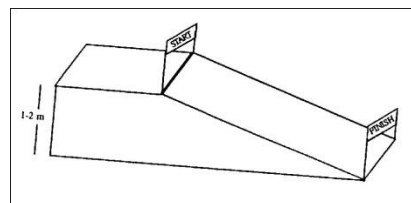
- Locate a flat area which provides 20 meters by 10 meters in which to set up the event.
- Close proximity to the base lodge and registration is helpful.
- Set two poles 1 meter apart between which a start line is indicated on the snow (colored dye).
- 10 meters from the start, set a finish line of two poles, 3-4 meters apart with the finish line indicated in the snow.

3) Race Procedure

- Competitors stand in the start with only front boot buckled into the front binding. The competitor must stand directly over the start line. The Competitor may receive assistance from the start referee to hold their balance and/ or position.
- On the start command "5.4.3.2.1. GO" the competitor leaves the start area. If the competitor is having trouble starting, the start referee may assist in the forward momentum of the competitor.
- The timer starts when the competitor's front boot crosses the start line.
- The competitor skates by alternately pushing with the free foot and gliding on the board from the start to the finish.
- The timer stops when the competitor's front boot crosses the finish line.

b. Glide Event

1) Diagram



2) Set-up Terrain (Beginner Terrain close to base lodge)

- The terrain shall be 1 to 2 vertical meters.
- The terrain shall be 10 to 15 meters in length.
- The slope is constant with the finish in a flat area.

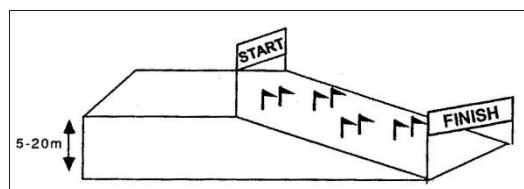


SNOWBOARDING

- d) Set up a flat start area with the start line at the point where flat goes to glide terrain.
 - e) Set the start gate 1 meter wide with the start line between the two poles.
 - f) Set the finish gate 4 meters wide with the finish line between two poles. Use a finish banner whenever possible.
- 3) Race Procedure
- a) Competitors stand buckled into both bindings with the front boot directly over the start line. The Competitor may receive assistance from the start referee to hold their balance and/ or position.
 - b) On the start command "5.4.3.2.1. GO" the competitor leaves the start area. If the competitor is having trouble starting, the start referee may assist in the forward momentum of the competitor.
 - c) The timer starts when the competitor's front boot crosses the start line.
 - d) The competitor glides from the start to the finish.
 - e) The timer stops when the competitor's front boot crosses the finish line.

c. Super Glide

1) Diagram



- 2) Set-up Terrain (Beginner Terrain close to the base lodge)
- a) The terrain shall be 5 to 20 vertical meters.
 - b) Course width - 25 meters minimum.
 - c) Course length - 50 to 100 meters.
 - d) Fall line terrain, constant pitch without fallaways or counter slopes.
 - e) Place 3 to 6 gates set rhythmically to allow for consistent falling leaf, sideslip and/or linked turns the length of the course.
 - f) The start area shall be flat with the start line or timing wand set where flat area goes to slope. Start line is less than 1 meter wide.
 - g) The finish area is set at least 4 meters wide, entering competitors into a flat terrain area.
- 3) Race Procedures
- a) Competitors stand buckled into both bindings with the front boot directly over the start line. The Competitor may receive assistance from the start referee to hold their balance and/ or position.
 - b) Competitor leaves on start command "5.4.3.2.1. GO".
 - c) When the front boot crosses the start line or the competitor's leg activates the start wand, the timer starts.

**SNOWBOARDING**

d) The timer stops when the competitor's front (first) boot crosses the finish line.

4) Skill Level

Competitor is able to perform sideslip and falling leaf and can maintain his or her balance on a moving snowboard while buckled in with both feet.

3. Course Specifications

Event	#of Gates	Vertical Drop	Course Width	Terrain Classification
-------	-----------	---------------	--------------	---------------------------

a. Novice Snowboard Course Layout

Slalom	5 to 15	15 to 50m	40 meters	Novice
Giant Slalom	5 to 15	20 to 70m	40 meters	Novice
Super G	5 to 12	25 to 70m	40 meters	Novice

b. Intermediate Snowboard Course Layout

Slalom	15 to 30	30 to 100m	40 meters	Novice/Intermediate
Giant Slalom	15 to 30	50 to 150m	40 meters	Novice/Intermediate
Super G	10 to 20	50 to 200m	40 meters	Novice/Intermediate

c. Advanced Snowboard Course Layout

Slalom	20 to 45	60 to 200m	40 meters	Intermediate
Giant Slalom	20 to 40	100 to 300m	40 meters	Intermediate
Super G	15 to 35	150 to 350m	40 meters	Intermediate



SNOWBOARDING

4. Event Modifications

- a. All events – course inspection. At the jury's discretion, a timed course inspection period may be replaced by having an official forerunner, lead a line of competitors at very slow speed through the course one time.
- b. Giant Slalom and Slalom
 - 1) Giant Slalom and Slalom races will consist of two timed runs. The combined times will determine the results for awards.
 - 2) A course maybe reset for a second run at the discretion of the jury.
 - 3) In Giant Slalom and Slalom events, the competitor's first-run time shall determine his/her second run start order within the division. Slowest first-run time will start first, the fastest last. Disqualified competitors may have a second run, but they will run at the end of their divisions.
- c. Super Giant Slalom
 - 1) Competition organizers will create Super Giant Slalom courses based upon the ability levels of the competing snowboarders.
 - 2) One training run on the same course and prior to the race is required of all competitors.
 - 3) Race organizers are encouraged to time the training run. This will have no bearing on start orders for the race.
 - 4) The Super Giant Slalom race is a one-run race.